

SMSU Indigenous Nations and Dakota Studies Program Data

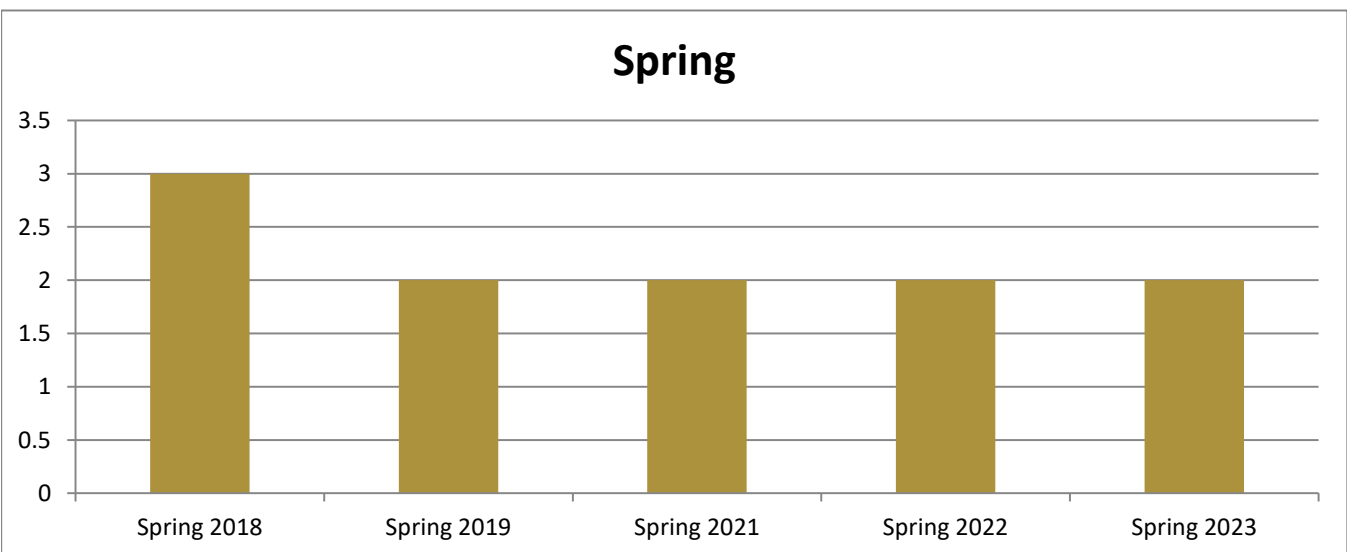
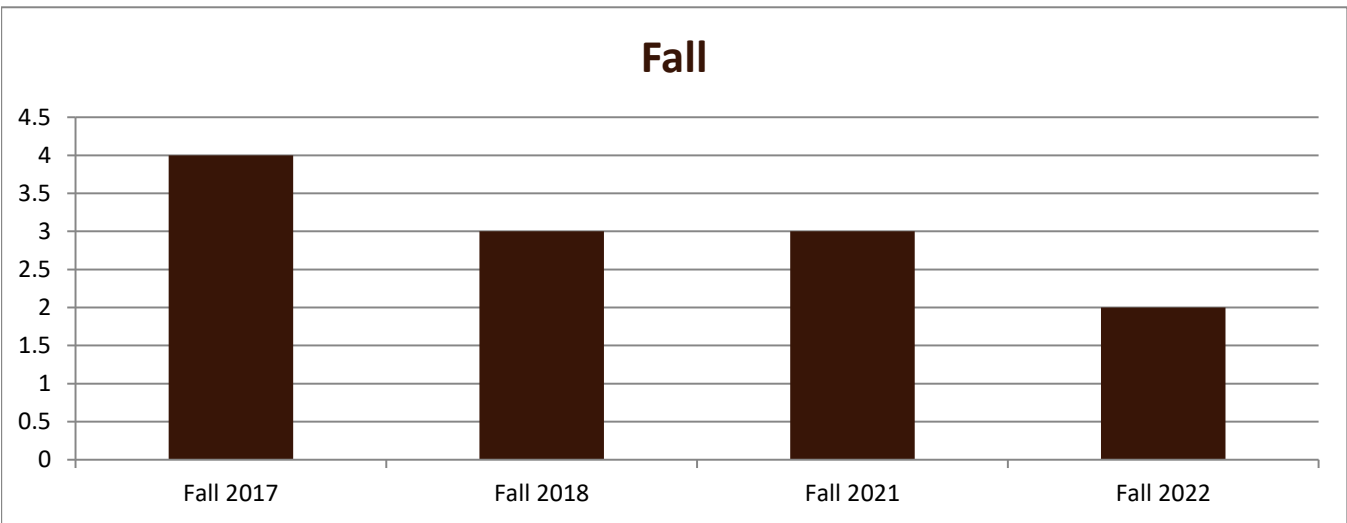
Enrolled Minors

Academic Years 2017-18 to 2022-23

Using Fall Semester Data (Fall 2017 to Fall 2022) for Term Specific measures



Enrolled by AY & Term		2018	2019	2021	2022	2023
Fall		4	3		3	2
Spring		3	2	2	2	2
Summer		1	1			
Grand Total		8	6	2	5	4



SMSU Indigenous Nations and Dakota Studies Program Data

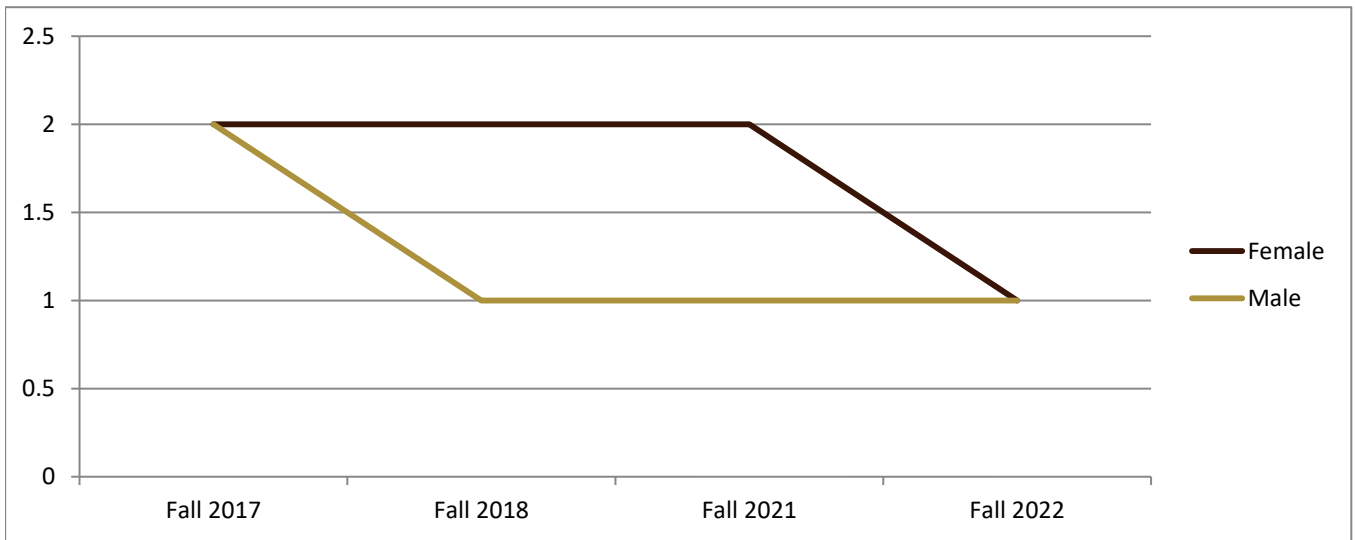
Enrolled Minors

Academic Years 2017-18 to 2022-23

Using Fall Semester Data (Fall 2017 to Fall 2022) for Term Specific measures



By Gender	Fall 2017	Fall 2018	Fall 2021	Fall 2022
Female	2	2	2	1
Male	2	1	1	1
Grand Total	4	3	3	2



SMSU Indigenous Nations and Dakota Studies Program Data

Enrolled Minors

Academic Years 2017-18 to 2022-23

Using Fall Semester Data (Fall 2017 to Fall 2022) for Term Specific measures



By Class Level	Fall 2017	Fall 2018	Fall 2021	Fall 2022
2 - Sophomore			2	
3 - Junior	2		1	1
4 - Senior	2	3		1
Grand Total	4	3	3	2

